

Junior Infant Curriculum Information Meeting

Thurs 11 November 2021
8:30pm

Mr Will Ryan
Ms Sinéad Kelly
Ms Rachel Hayes

Thank you all for coming

Agenda:

1. Principal's address
2. Junior Infant Curriculum
3. Homework
4. Physical activity, sleep and nutrition

Our School Mission:

- Safe, friendly, effective and stimulating educational environment
- Respect, truth and equality
- Promote confidence, self-esteem and communication skills
- Consideration and respect for each individual and for others
- Affirm in faith and celebrate difference
- Help each child develop his own potential and talents for future life



be the
best you
can be

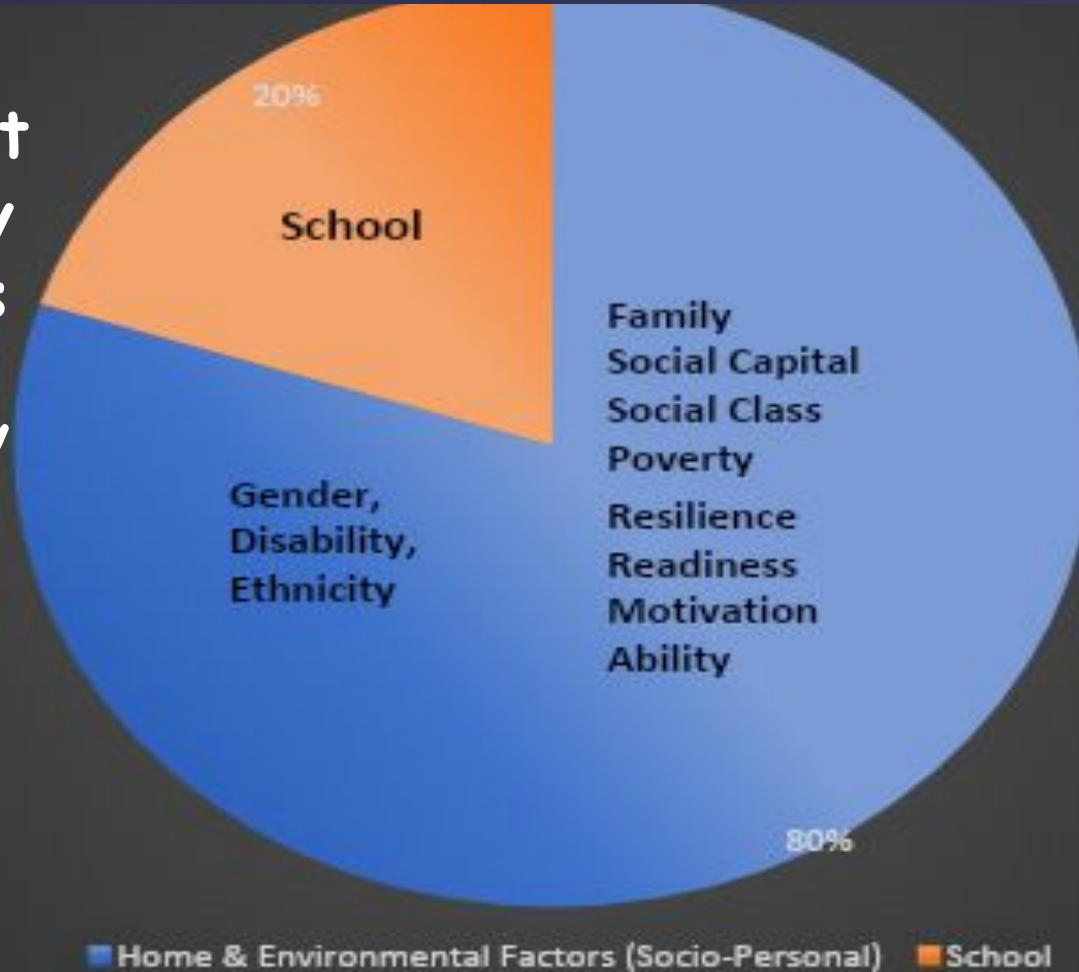
Parental Involvement:

“The support of parents who are engaged in their child’s learning has a **significant positive impact** on a child’s educational achievement, especially in literacy and numeracy.”

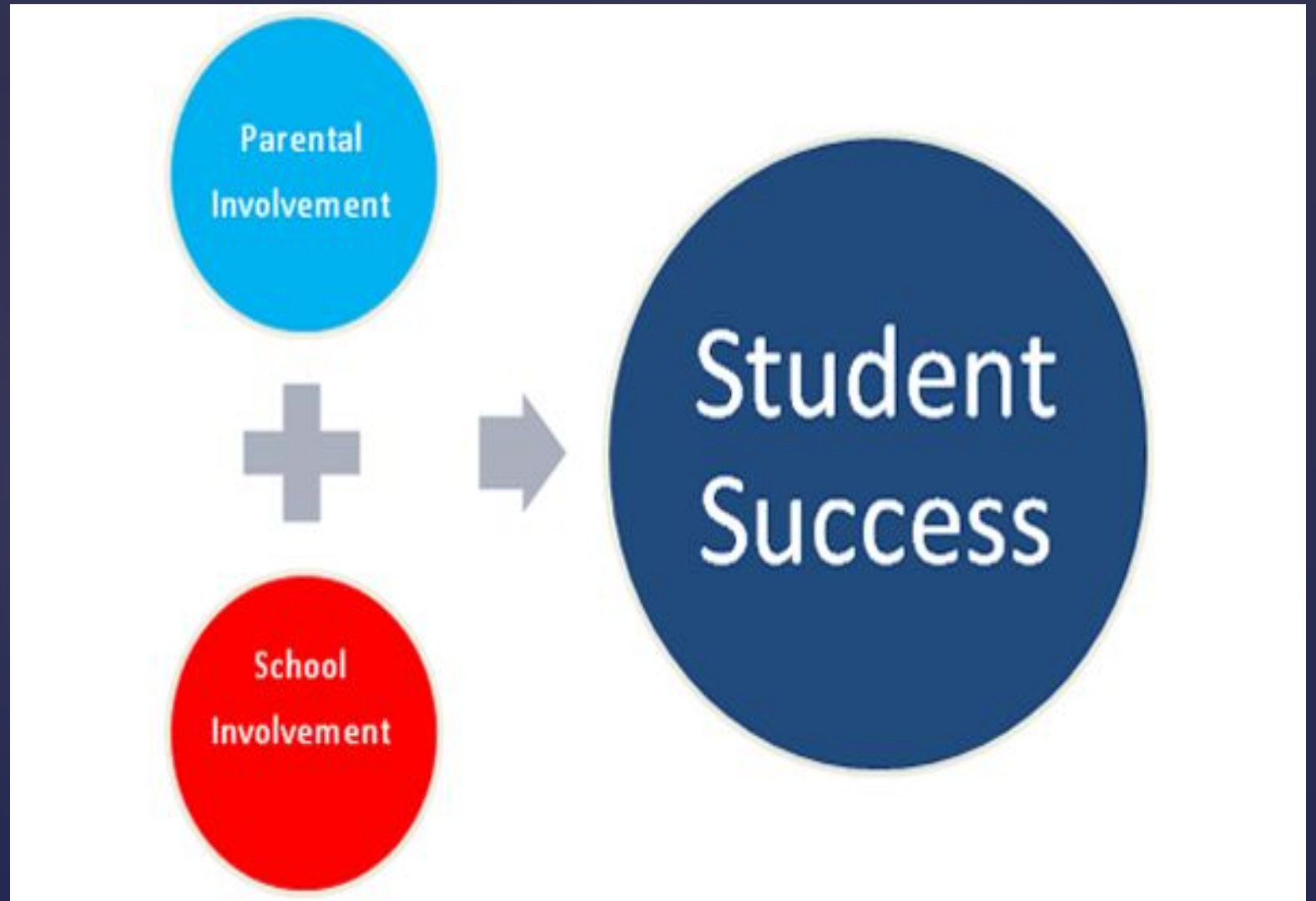
(Literacy & Numeracy for Life National Strategy 2011-2020)

Things that influence a child's life chances, well-being and educational success:

Family/
environment
is arguably
four times
more
important/
impactful
than
school?



In a
nutshell...



The Curriculum

The Primary School Curriculum was developed by the NCCA and launched in 1999. It is presented in six areas which comprise of 11 subjects. The language curriculum changed in 2019 and there is currently a draft curriculum framework open to consultation - [Consultation on the Draft Primary Curriculum Framework...](#)

Language

Gaeilge
English

Mathematics

Physical Education

The Arts

Visual Arts,
Music
Drama

Social, Environmental & Scientific Education

(SESE)
History, Geography,
Science

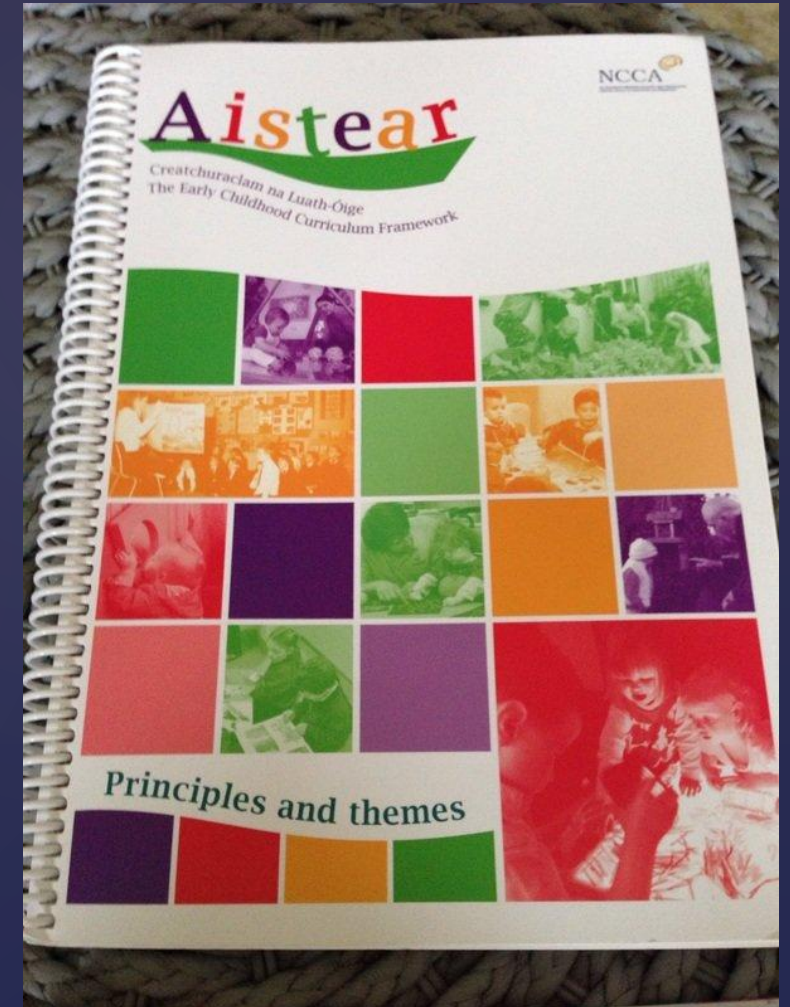
Social, Personal, Health
Education (SPHE)

Religious Education
(RE)

Aistear

[click above for more information](#)

- Aistear is the curriculum framework for children from birth up to the age of six. It is also being updated and open to [consultation](#)
- Aistear provides information to assist infant teachers and Early Start teachers, in planning and providing enjoyable and challenging learning experiences for children
- Aistear outlines the types of learning that are important for children during early childhood and provides practical ideas and suggestions as to how this learning may be nurtured



Play




- Children love to play!
- Play mirrors what is important in their lives.
- Using Aistear as a guide, at the end of a unit of work we plan a segment of play. This will include several different types of play. Each group will work on a different activity. We provide the support, props, time, and space to develop the play.
- All our learning activities usually involve play of some kind; games, drama, songs, rhymes, games with rules & dramatic play.





Creative Play



Small World Play



Pretend
Play





Constructive Play



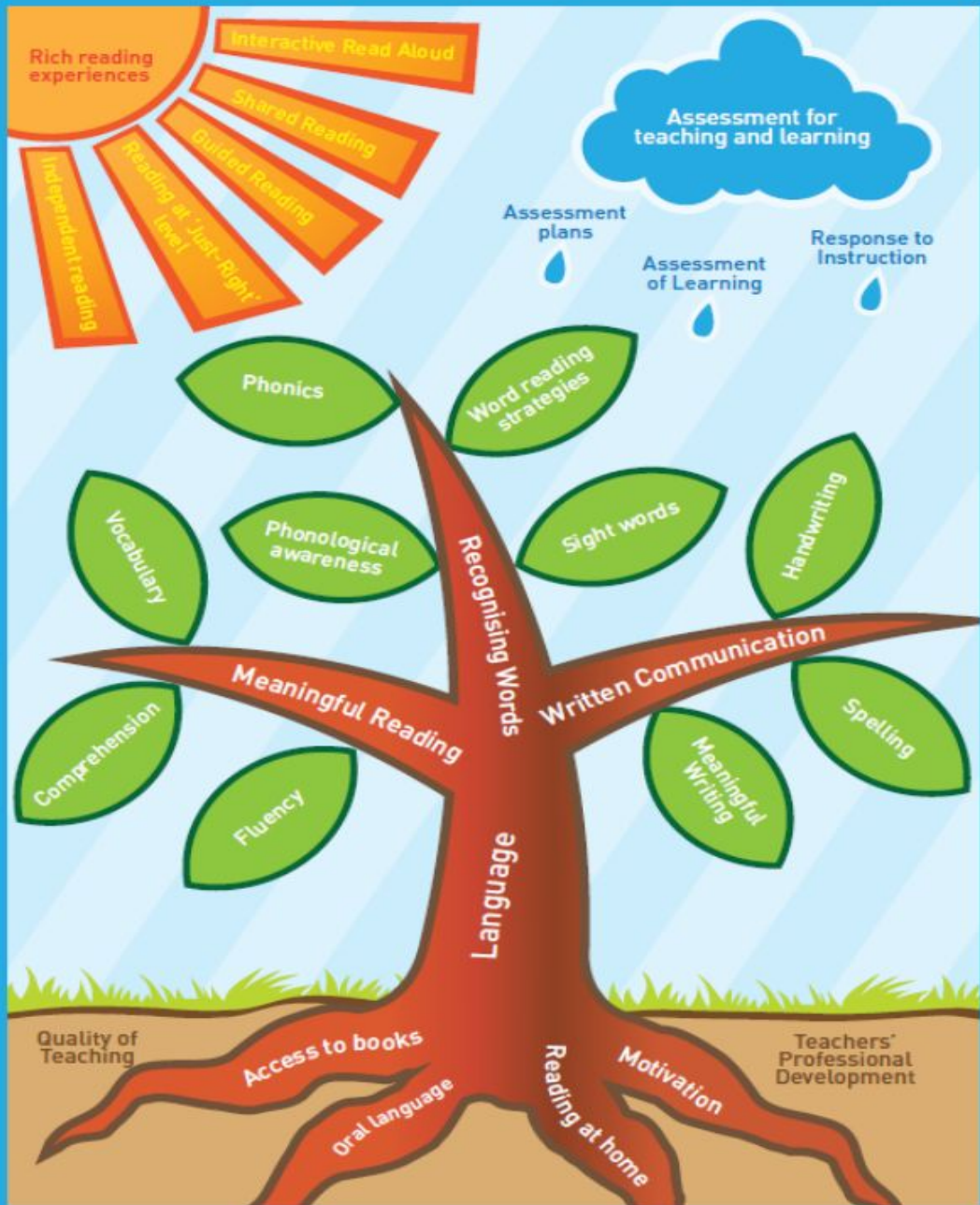
Manipulative Play

Literacy in the Infant Years

1. Oral Language and vocabulary
2. Literacy/Reading Programme
3. Fine motor skills & letter formation



The Literacy Tree



A Balanced Approach To
Literacy Development In The
Early Years - complex process

Oral Language

- Rhymes, Songs, Chants
- Eye contact and speaking clearly
- Recounting personal news
- Days of the week, months of the year, season, weather
- Oral language themes: Autumn, The Restaurant, The Doctor etc
- Developing Oral Language with your Child Tips (next page)



Developing Oral Language with your child

Top Ten Tips for Parents /Guardians



Infants – 1 st Class	2 nd and 4 th Class	5 th and 6 th Class
<ul style="list-style-type: none"> • Listen to what your child is saying /trying to say and respond to contributions • Make and maintain eye contact while talking with your child • Explain the meaning of words • Talk through activities • Talk through everyday experiences • Involve your child in discussions / plans • Ask / Answer questions • Teach your child nursery rhymes / songs / poems/ raps • Develop your child's receptive language by asking him/her to follow simple instructions • Assist your child to express ideas in an orderly fluent way • Read to your child each night 	<ul style="list-style-type: none"> • Set aside 10-15 minutes to discuss the day's happenings • Encourage your child to express and justify opinions • Involve your child in adult conversation when appropriate • Talk about the child's favourite T.V programme • Play language games which focus on words i.e. Scrabble, crosswords • Encourage your child to talk about experiences with a wide range of people ; peers, relations, other adults • Listen carefully and clarify meaning 'Do you mean /or is this what you mean?' • Encourage your child to give reasons for decisions • Encourage your child to listen courteously to the opinions of others • Talk about school topics and assignments 	<ul style="list-style-type: none"> • Encourage your child to develop a positive attitude to speaking / listening • Discuss your child's school work successes/concerns/interests. • Respect your child's opinions and feelings • Involve your child in adult conversations, when appropriate • Help your child to extend his range of words in specialised subjects • Encourage your child to listen and respond courteously to others. • Watch and discuss T.V. news / current affairs programmes together • Assist your child to locate information in local library, internet • Talk about school topics and assignments • Play commercial games that focus on word building

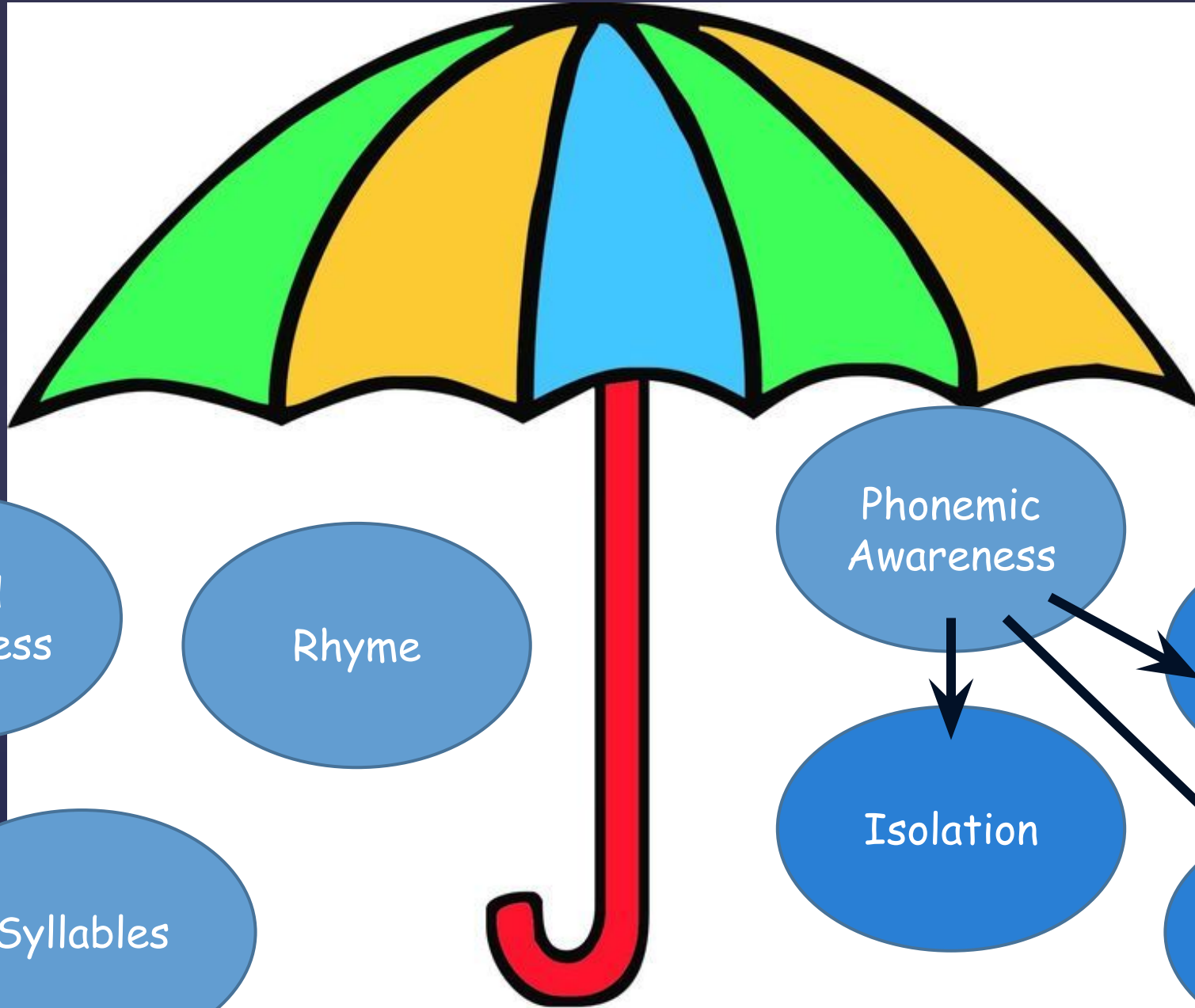
Phonological Awareness



Word Awareness

Rhyme

Syllables



Phonemic Awareness

Isolation


Blending

Segmenting

1. s, a, t, i, p, n
2. c k, e, h, r, m, d
3. g, o, u, l, f, b
4. ai, j, oa, ie, ee, or
5. z, w, ng, v, oo, oo
6. y, x, ch, sh, th, th
7. qu, ou, oi, ue, er, ar

Phonics:

- Letters on the page
- We learn the single sounds in Juniors
- Diagraphs in Seniors



We use the Jolly Phonics programme

Each sound has a song and actions

Please use the video links on ClassDojo if you are new to the sounds or click [here](#)

PowerPoint with further information

[Jolly Phonics Presentation](#)

Jolly Phonics

Tricky Words (Jolly Phonics Colour Coded)

I	the	he	she	me	we	be
was	to	do	are	all	you	your
come	some	said	here	there	they	go
no	so	my	one	by	like	have
live	give	only	old	little	down	what
when	why	where	who	which	any	many
more	before	other	were	because	want	saw
put	could	should	would	right	two	four
goes	does	made	their	father	eight	upon
after	love	also	once	cover	every	mother
always	of					

Tricky Words

- Starting later in the year
- Words which must be identified by sight
- Home learning essential for quick recognition
- Key part of reading fluency

Fine Motor Skills

- Sept/Oct, focus on developing fine motor skills. Varied activities
- Development of FMS is likely to be more successful with good gross motor skills
- Pincer grasp and dynamic tripod grasp
- Strategies to develop Fine Motor Skills

Pincer Grasp




Dynamic Tripod Grasp

Handwriting

- As we learn sounds we learn letter formation & name
- Rhymes for forming each letter
- Letter Formation Rhyme At St John the Baptist BNS
- Watch letter formation, incorrect formation can make joined writing difficult later
- Good sitting position
- Paper placement
- Left to right orientation
- Focus on process not product...letters may not look perfect, but look at pencil grip, seating and letter formation.
- Free writing, encourage your son to write and draw freely

Numeracy

- Early Mathematical activities
- Oral Counting
- Number formation will be starting soon
- Language element of Maths
- Tips for supporting your son in Maths at home



Gaeilge

- Irish is lots of fun in Infants.
- Songs, games, drama & story.
- Focus on oral language.
- Encourage song singing at home
- Try using Irish words as part of everyday conversation.

Using Abair Liom at home to reinforce learning (School Roll is 20155R)



Homework

Homework folders distributed on a Monday

Folders to be returned on Thursday

Please tick homework each night (encourage your son to do this)

Sign homework sheet at the end of the week.

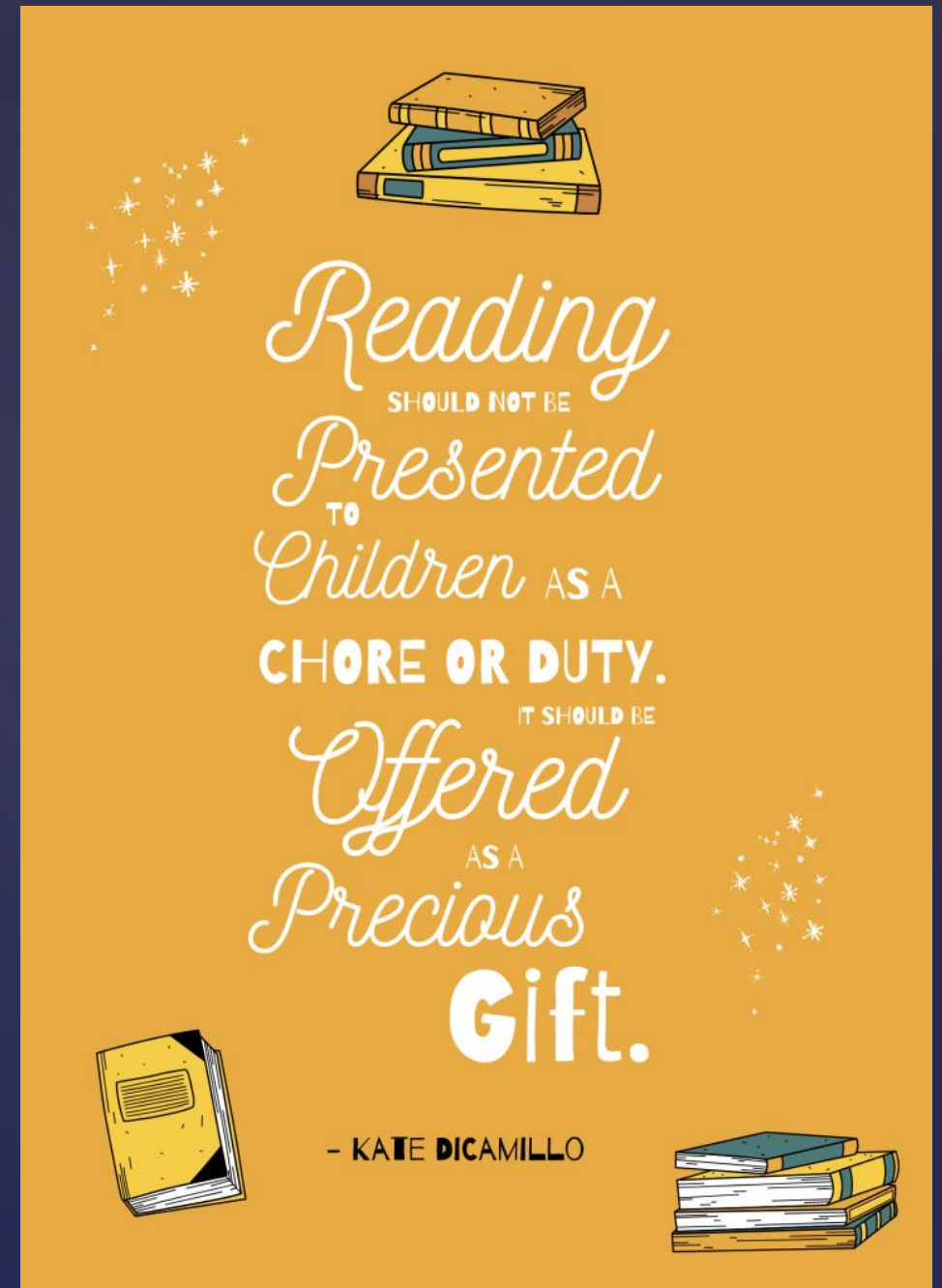
- Mon - Busy At Maths
- Tues - My Sounds Booklet
- Wed - Ready, Steady, Write (Please check page number)
- Thurs - Active homework (Just as important as written work)
- Every night: Revise sounds in sound book and reading.

Tricky words will go home later in the year

CAPER

- Children And Parent(s) Enjoy Reading
- Part of assigned homework
- Shared Process between child and adult
- Main focus is on enjoyment
- Talk to them about the book -cover, author, illustrator, pages, left to right orientation, pictures etc.

Shared Reading At Home Tips



Physical Activity



- Children should be active every day
- 1 hour of energetic play a day where they sweat and their breathing is faster than normal
- Fundamental movement skills: basic building blocks of movement and are an essential part of everyday life and recreational activity.
- With mastery children can go on to develop specialised movement skills, which will allow them to reach their potential in sports-specific endeavors.

Sleep



- Important for brain & body health
- Vital to help sustain concentration in school
- Can help children cope better emotionally
- Break from blue light and screens
- 10 -13 hours a night recommended for Junior Infants
- [Sleep Webinar](#)

Healthy Lunches



- Healthy Lunch Policy
- One small treat on Friday
- Water/Milk
- Easy to open foods



- If you have any questions following this evenings presentation please message us on Dojo
- Parent Teacher Meetings
- Thank you very much for attending this evening
- We look forward to working with you throughout the year