

St John the Baptist BNS Cashel

Work package for Mrs Bane's First Class Room 4

Week beginning Monday 25th May 2020

Hello everyone,

We hope we find you all well and safe and that your week has gone well for you and all of your family. All of our hard work; staying at home; handwashing and social distancing has started to pay off as thankfully the numbers of people getting sick is reducing every day. This is thanks to you boys and all your families for following the strict rules over the last couple of months. We will slowly get back to normal as this week has seen some more businesses and some outdoor activities opening. Thank you all boys and your families for your patience and hard work over the last couple of months. Have a good week everyone.

Here's your plan for the week ahead.

I have also included a voice recording to explain your work. Please click on the link below to access the voice recording of this week's work. [Work package voice over week beginning May 25th webm](#)

Remember to continue to do your best and continue to communicate with me via my school email address

kathleenbane@cashelbns.ie.

Mrs Perdue's email is here as well if you'd like to get in touch with her during the week sharonperdue@cashelbns.ie.

You can send me photos of your work, send photos of you completing some of the tasks that I've set or ask me a question or query about the assigned work package. If you don't want any pictures put on the website, then you can just state this in the email. But, please, do get in touch with me.

Slán for now, **Mrs Bane and Mrs Perdue**

CURRICULUM ACTIVITIES FOR THE WEEK

Subject/Area	Content	Websites/other instructions	Online/ Offline (please state)
<u>Numeracy</u>	<p>Master your Maths</p> <p>Tables: Revise minus 1, minus 2, minus 3 tables this week</p> <p>Some lovely online activities to reinforce addition and subtraction concepts</p> <p>Revise counting in 2s,5s and 10s</p> <p>This week please continue to learn to count in 3s, please watch the video to help you learn</p>	<p>Friday Test Pg 93,94,95</p> <p>WK 28, Wk 29, WK 30</p> <p>Challenge yourself and see how many tables you can answer correctly in 1 minute</p> <p>Use a stopwatch to motivate e.g. https://stopwatch.net/timer.html</p> <p>Addition and Subtraction Games</p> <p>Try Workout and Count for active counting in 2s, 5s and 10s - Workout & Count Skip Count by 2's, 5's and 10's Count Backwards Jack Hartmann</p> <p>The Counting by Threes Song Counting Songs Scratch Garden</p>	<p>Offline</p> <p>Offline</p> <p>Online</p> <p>Online</p> <p>Online</p> <p>Online</p>


Capacity - This week, we are going to use non standard units of measure - spoonfuls and cupfuls




Capacity – Let's investigate!


Get measuring with water.




I measured a little less than 4 cups.

Just write down 4.

1. How many  spoonfuls fill...

	object	my estimate	measure	difference
(a)		<input type="text"/> spoonfuls	<input type="text"/> spoonfuls	<input type="text"/> spoonfuls
(b)		<input type="text"/> spoonfuls	<input type="text"/> spoonfuls	<input type="text"/> spoonfuls
(c)		<input type="text"/> spoonfuls	<input type="text"/> spoonfuls	<input type="text"/> spoonfuls

2. How many  cupfuls fill...

	object	my estimate	measure	difference
(a)		<input type="text"/> cupfuls	<input type="text"/> cupfuls	<input type="text"/> cupfuls
(b)		<input type="text"/> cupfuls	<input type="text"/> cupfuls	<input type="text"/> cupfuls
(c)		<input type="text"/> cupfuls	<input type="text"/> cupfuls	<input type="text"/> cupfuls

Busy at Maths 1 - First Class

This can be completed into your copybook if you cannot print it.

Liquid is measured in millilitres and litres.

1000ml = 1 litre (1 litre of milk)

This week you are going to use non standard units of measure

1. (Tea)Spoonful

Get an egg cup, an empty yoghurt carton and a cup and a teaspoon

Estimate how many spoonfuls of water you think it will take to fill each object and record your answers.

Next fill a large container with water and fill each container with spoonfuls of water from the large container and record your answers and see how close or far your were from the correct answer with your estimations.

2. Cupful

Get a teapot, a jug, a saucepan and a cup

Estimate how many cupfuls of water you think it will take to fill each

Offline

		<p>object and record your answers.</p> <p>Next fill a large container with water and fill each container with cupfuls of water from the large container and record your answers and see how close or far you were from the correct answer with your estimations.</p>	
--	--	--	--

Writing Activity

Story Map A

Character

Setting

Problem


Solution

This week boys I would like you to write your own short story. I would like you to include a jellyfish as one of your **characters**. Please use the story map to help you plan your story - who your characters will be, where your story is set - maybe under the sea and as always there is usually a problem in a story and to end the story a solution - a way of fixing the problem. You can then write your story into your writing copies.

If you would like to include your story as part of your jellyfish project you may write your story on A4 paper. (Jellyfish project details in SESE section)

Offline

<p><u>Gaeilge</u></p>	<p><u>Abair Liom</u> I hope you were able to register with Folens from a previous week. I have left the instructions here for this week if you did not get a chance to register before now. If you have any problems at all getting registered, please feel free to contact me directly by email.</p> <p><u>This week I would like you to revise Lesson 3 - Ar Scoil</u></p> <p><u>Cé leis an peann luaidhe/peann/cás peann luaidhe/leabhar/cóipleabhar/mála/bioróir/scriosán/fillteán?</u></p> <p>Who owns the pencil/pen/pencil case/book/copy/bag/topper/rubber/folder?</p> <p><u>Is liomsa é/Ní liomsa é - Is le Magda/Liam/Mamáí é</u> It's mine/It's not mine - It belongs to Magda/Liam/Mamáí</p> <p><u>Cá bhfuil an peann luaidhe/peann/cás peann luaidhe/leabhar/cóipleabhar/mála/bioróir/scriosán/fillteán?</u></p> <p>Where is the pencil/pen/pencil case/book/copy/bag/topper/rubber/folder?</p> <p><u>Tá sé ar an urlár/ar an mbord/faoin mbord/sa mhála</u> It is on the floor/on the table/under the table/in the bag</p> <p><u>Yoga through Gaeilge</u> - practise your yoga while learning your Gaeilge (repeat each sentence as you get into position)New position to learn this week and revise previous positions</p>	<p><u>Registering with FolensOnline</u> In order to login to FolensOnline you need to register. To do this: 1. Go to www.folensonline.ie and click 'Register' 2. Select 'Teacher' 3. Fill in your name, email and password of your choice 4. For 'Roll Number', use the code Prim20 5. Click 'Register'. Parent accounts are automatically registered and do not need activation email 6. You may now log in with your email address and password 7. You will see your name and add your title, then Click on teacher and then click 1st class 8. You will then see all of the First Class books available 9. You may select Abair Liom C and click resources 10. The boys will then be familiar with all of the activities <u>This week you can revise all activities in the Póstaer and Cómhra and play the cluiche Cártaí Meaitseála</u></p> <p>Twigin Yoga – Episode 1 An Crann Twigin Yoga – Episode 2 An Cat agus an Bó Twigin Yoga – Episode 3 An Tíogar Twigin Yoga – Episode 4 an FéileacánRTÉjr » Twigin Yoga – Episode 5 an Cobra</p>	<p>Online</p> <p>Online</p>
------------------------------	--	---	-----------------------------

<p><u>Music</u></p>	<p>I hope you are enjoying Dabbledoo Music, continue to choose lessons that appeal to you and your family.</p>	<p>https://bit.ly/2xnRZPM (Copy and paste this short link into your web browser address bar. Click on enrol & follow instructions)</p>	<p>Online</p>
<p><u>Art</u></p>		<p>Jelly fish Art</p> <p>You will need</p> <ul style="list-style-type: none"> • Blue card or any colour you would like, if you do not have card use the back of a cereal box and colour or paint it blue • 2 sheets of A4 paper • Pencil • Ruler • Black marker • Colours/Paint and paintbrush • Scissors • Glue <p>Procedure</p> <ol style="list-style-type: none"> 1. Draw the shape of the jellyfish head on A4 paper and then cut it out 2. Add two eyes and a mouth using a black marker 3. Next take a second sheet of A4 paper and draw lines of 2cm width across the whole page (do not cut these out yet) 4. Then take your colours or paint and colour/paint the jellyfish head and the page of lines And then leave to dry if you painted these 	<p>Offline</p>

		<ol style="list-style-type: none">5. Next take your sheet of lines and cut along the lines to form the tentacles6. Stick the jellyfish head to the blue card7. Roll each tentacle around your pencil to get the end to curl and then stick each tentacle to the blue card	
--	--	---	--

See if you can...

(Exploring kicking skills individually)



Trap the ball with 1 foot then roll it behind you



Bounce > kick > bounce > kick...

Bounce > kick > catch

Balance on 1 foot and kick as far as you can

Knee > catch

Head > catch

Bounce the ball and kick it as far as you can

Bounce > spin > kick

Kick the ball then *step over* it a few times before it stops without touching it

Kick the ball away then chase after it and *sit* on it

Throw the ball up in the air and kick it before it hits the ground

Dribble around in different shapes

- In circles...
- In squares...
- In triangles...



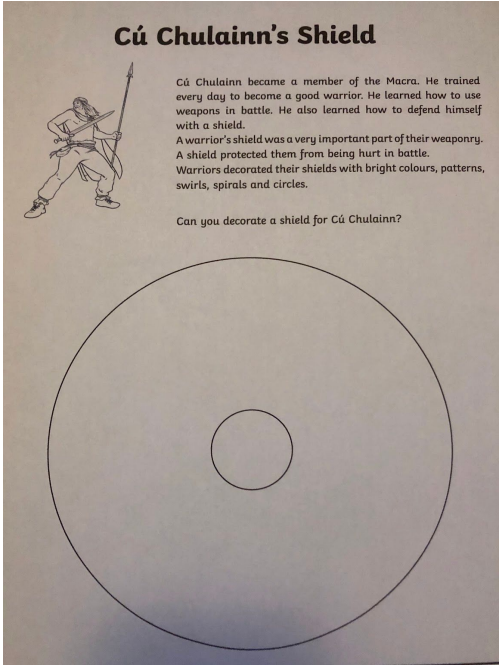
This week boys you are going to develop your football skills by completing lots of different challenges each day with your football. Have fun!

(A larger copy to print is available at the end of the work package ↓)

	<p>If you would like a movement break while working, your favourite Go Noodle is available at home.</p>	<p>Good Energy at Home with GoNoodle</p> <p>The website has a selection of different activities each week.</p> <p>You are free to choose the activities that most appeal to you.</p>	Online
<p><u>Weekly SESE project</u> (<u>Science/History/Geography</u>)</p>	<p>This week's theme is <u>Under the Sea</u> and I would like you to learn about jellyfish and to do a short project on them. First watch the video link and this can be used for writing facts that you learnt about jellyfish. You may also do your own further research.</p> <p>Please complete on A4 paper. Your Artwork can be included with this and if you like to include your Jellyfish story, you may complete your story on A4 paper.</p> <p><u>KIDS STORY WRITING & ART TITANIC COMPETITION</u> Entry date deadline Friday May 29th</p> <p><u>Competition 1:</u> Calling all art enthusiasts.... We would love to see your pictures of Titanic. Be as creative as you wish and send us in your picture of Titanic at sea, striking the iceberg, leaving port or wherever your imagination takes you.</p>	<p>All About Jellyfish for Kids: Jellyfish for Children - FreeSchool</p>	Online and offline

	<p><u>Competition 2:</u> Writing Competition.... We invite you to submit a fictional short story of your journey aboard Titanic. Perhaps you are a child in 1912 and your family have decided to emigrate to America from Ireland. You arrive in Queenstown Co. Cork to find yourself boarding the finest ship that ever sailed or perhaps you are the son/daughter of a wealthy family returning to New York after a European vacation..... What happens next is up to you!</p>		
--	---	--	--

OTHER SUGGESTED ACTIVITIES FOR THE WEEK

ACTIVITY	Content	Websites/other instructions	Online/Offline (please state)
Activity1	<p>You learned about Cú Chulainn in school. In your copy, please draw and decorate a shield for him.</p>  <p>Cú Chulainn's Shield</p> <p>Cú Chulainn became a member of the Macra. He trained every day to become a good warrior. He learned how to use weapons in battle. He also learned how to defend himself with a shield.</p> <p>A warrior's shield was a very important part of their weaponry. A shield protected them from being hurt in battle. Warriors decorated their shields with bright colours, patterns, swirls, spirals and circles.</p> <p>Can you decorate a shield for Cú Chulainn?</p>		Offline

Activity 2

Please write a poem about your family into your school copy.



Offline

Activity 3

We are doing lots of waking during lockdown and see lots of trees along the way. Please draw a tree in your copy and label the different parts of the tree.



	SPELLINGS Read the spelling, say it and spell out loud	LOOK Write the spelling while looking at the spelling	COVER Cover the spelling with your hand and write	WRITE Write the spelling again while still covered	CHECK ✓ or X if correct
M	don't				
M	fast				
M	first				
M	five				
T	found				
T	gave				
T	goes				
T	green				

W	made				
W	many				
W	off				
W	pull				
T	read				
T	right				
T	sing				
T	sleep				

See if you can...

(Exploring kicking skills individually)



Trap the ball with 1 foot then roll it behind you

Bounce > kick > bounce > kick...

Balance on 1 foot and kick as far as you can



Bounce > kick > catch

Knee > catch

Head > catch

Bounce > spin > kick

Bounce the ball and kick it as far as you can

Kick the ball then *step over* it a few times before it stops without touching it



Kick the ball away then chase after it and *sit* on it

Throw the ball up in the air and kick it before it hits the ground

Dribble around in different shapes

- In circles...
- In squares...
- In triangles...



