

**St John the Baptist BNS Cashel** 

**Work package for Mrs Callanan's Fifth Class Room 11**

**Week beginning Monday 25th May 2020**

Hi boys,

I hope you all had a good week. Thanks to all who sent me on pieces of work. I'm always delighted to get them. If there are any problems with the work, get your parents to email me at [bridcallanan@cashelbns.ie](mailto:bridcallanan@cashelbns.ie). Have a good week.

**Listen to me explain the work package here:**

[Monday 25th .webm](#)

Mrs Callanan

Hi Parents,

This is the last work package containing the traditional subjects of Irish, Maths, English etc. Sighs of relief all round I'm sure! Thank you all for the engagement and for helping the boys with their work. I know that it's not always easy to keep attention at home. For June, we are sending out a package of fun activities. Watch out for my lesson where we go on a virtual school tour to Áras an Uachtaráin. We are asking you to keep one important activity going and that is reading. Mrs Kelly has set every boy in the school up with an account on the Scholastic website. On the website, there are lots of online books that your child can read. The wonderful advantage of this is that I can work with the boys and recommend certain books for them. Alternatively, they can pick their own. Each boy has their own unique password that they can log in with. The instructions for logging in are contained in the reading section below.

B.Callanan

[bridcallanan@cashelbns.ie](mailto:bridcallanan@cashelbns.ie)

## CURRICULUM ACTIVITIES FOR THE WEEK

Subject/Area	Content	Websites/other instructions	Online / Offline (please state)
Numeracy	<p><b>Answer to last week's puzzle:</b>  The cat would be given 18 euro (4.5 per leg)  <b>Riddle me this</b></p> <ol style="list-style-type: none"> <li>1. I have keys but no doors, I have space but no rooms, I allow you to enter but you are never able to leave.  What am I? (not exactly Maths related but anyway!)</li> <li>2. Which weighs more:  A ton of concrete or a ton of feathers?</li> </ol> <p><b><u>Activities for the week</u></b></p> <ol style="list-style-type: none"> <li>1. Topic: <b>Equations</b> : Work completed to be at the child's own pace.</li> <li>2. Busy at Maths: page 156-159</li> </ol>	<p><b><u>Note:</u></b> .</p> <ul style="list-style-type: none"> <li>- <b>Mathemagic 5 and Busy at Maths 5</b> can both be downloaded on the C.J fallon website</li> <li>- Some boys may just wish to practise their tables for mental maths. A great game is 'hit the button' and it can be found on</li> <li>- <a href="#">Hit the Button - Quick fire maths practice for 5-11 year olds</a></li> </ul> <p><b>Note: I have answer booklets for 'Master your Maths' and 'Busy At</b></p>	

	<p>Cover the topic as far as they are able. Do 1-2 questions per day from the chapter ( parents' discretion)</p> <p><b>Teaching point No 1 Page 156</b>  <a href="https://drive.google.com/file/d/1CW4UQvxmsBrlok70VRTvae7nhyaxBVf/view">https://drive.google.com/file/d/1CW4UQvxmsBrlok70VRTvae7nhyaxBVf/view</a> Listen!</p> <p><b>What are equations?</b>  Equations are number sentences. There are two types</p> <p><b>1- closed:</b> <math>10-7=3</math></p> <p><b>2- Open :</b> <math>\_\_ + 6 = 12</math></p> <p>The unknown part of an open equation is called the <b>frame</b>.</p> <p><b>Teaching point No 2 -page 158</b>  <a href="https://drive.google.com/file/d/1GxuzLnGKYleaFt3OfNFY0xapRaPzV4L/view">https://drive.google.com/file/d/1GxuzLnGKYleaFt3OfNFY0xapRaPzV4L/view</a> Listen!</p> <p><b>Teaching point No 3 page 159</b>  <a href="https://drive.google.com/file/d/1e6SuaE44dYY2_Xzt5W17ktPCzrDvf96P/view">https://drive.google.com/file/d/1e6SuaE44dYY2_Xzt5W17ktPCzrDvf96P/view</a> Listen!</p>	<p><b>Maths'</b>. I'm not able to include them here but I can email them to you if you wish.</p>	
--	--	--	--

### Some examples

<https://drive.google.com/file/d/1klZtlpKa2omJtS8kwfNYF7L2GU6QIKhi/view> Listen!

$\frac{2}{4}$  of 60 = 30  
(60 ÷ 4 = 15)  
15 × 2 = 30.

0.5 of 20  
0.5 =  $\frac{1}{2}$

$\frac{1}{2}$  of 20 = 10

40% of 80.  
40% =  $\frac{40}{100}$  or  $\frac{2}{5}$

$\frac{40}{100}$  of 80 or  $\frac{2}{5}$  of 80 = 30  
= 16 (80 ÷ 5)  
16 × 2 = 30

Note: Well done lads. Again work at your own pace. The most important thing here was to revise finding a fraction of a number. So if you can do that then I'm happy.

Literacy	<p><b><u>Activities for the week</u></b></p> <ol style="list-style-type: none"> <li>1. Spellings: Do the exact same as we do in our learning copies.</li> <li>2. Complete activities from 'Sounds In Focus' Unit 33. If you have forgotten your 'Sounds In Focus', you can put your vocab words into sentences.</li> <li>3. Learn your vocabulary (2 per night)</li> <li>4. Read every day</li> <li>5. 3 tiers of vocabulary activity</li> <li>6. Poetry corner: Enjoy listening to some of my favourite poems.</li> </ol> <p><b>Spellings/ Sounds In Focus /Vocabulary</b></p> <p>This week's chapter is Unit 33- oy <b>boy</b> oi <b>coin</b> eer <b>deer</b> ear <b>ear</b></p> <p><b>Group 4 spellings:</b> moisture/destroy/avoid/royal/choice/joint/point/noise/pierce/sphere/disappear/peer/pier/clear/nearly/dear</p> <p><b>Group 5 spellings:</b> moisture/voyage/royal/appointment/enjoyable/employer/destroys/jointly/appearance/experience/sincere/cheerful/serial/cereal/fierce/sphere.</p> <p><b>Vocabulary (2 per night)</b></p> <ul style="list-style-type: none"> <li>- moisture= wetness/liquid/water</li> <li>- voyage= a journey</li> <li>- appearance= how something looks</li> <li>- sincere= really meaning something</li> <li>- peer= someone you work with e.g your classmates</li> <li>- pierce= make a hole in something e.g a carton</li> </ul>	<ul style="list-style-type: none"> <li>- Sounds in Focus is an excellent programme but some activities can be challenging and I often use the answer book myself to check things! Tell the boys to do what they can and leave the rest.</li> <li>- There are children's activities online at <a href="http://www.soundsinfocusonline.ie">www.soundsinfocusonline.ie</a> When you are asked for the pupil login, the code is <b>dive807 for group 5</b> and <b>long976 for group 4</b></li> </ul> <p><b>Well done to all who took part in my Kahoot quiz.</b></p>	
----------	---	--	--

- sphere= a 3D shape
- serial= there are serial numbers on all electric appliances to identify them.

Revision activity: Three tiers of vocabulary.

Activity: Colour Tier 1 words green, Tier 2 yellow, Tier 3, blue.

Tier 1: e.g dog/horse/cow (normal everyday words)

Tier 2: astonishing/ superb/appalling (a little bit more unusual)

Tier 3: cochlea/nuclear/photosynthesis (subject specific)

[https://drive.google.com/file/d/11SOj0ANNNEG\\_brcbne6UtRmTAPTHdJBc/view](https://drive.google.com/file/d/11SOj0ANNNEG_brcbne6UtRmTAPTHdJBc/view) Listen to me explain the activity.

house	atom	molecule
continent	man	perimeter
instruct	horrified	hyperbole
alliteration	epidermis	teacher
stunning	jacket	contradict
foliage	petrified	cochlea

### **Scholastic reading challenge - NEW NEW NEW**

Please log in here everyone. I have selected a book for you to begin with. If you feel it's not your level then please email me and we can discuss a more suitable one to begin.

<https://slz03.scholasticlearningzone.com/slz-portal/#/login2/IRL/en>

- Scroll down to Select Ireland for Country.
- Org. Code is TXVT.
- Username is Capital initial + surname +2020 e.g. TRyan2020 or BMcMahon2020
- Password is MrsCallanan2020
- Any issues please email myself [bridcallanan@cashelbns.ie](mailto:bridcallanan@cashelbns.ie) or [catherinekelly@cashelbns.ie](mailto:catherinekelly@cashelbns.ie) and we will help you to log in.
- Once you have used the site once, bookmark the page by clicking the star on the address bar. When you are on the site click on library and you can then select a book to read.

**Oral language: Poetry**

Just as well we are finishing up the work packages. I am running out of poems!

[https://drive.google.com/file/d/1Z1i4b-nFZBHZp4lui38u\\_A6jp7rVrudN/view](https://drive.google.com/file/d/1Z1i4b-nFZBHZp4lui38u_A6jp7rVrudN/view) Listen!

**Silver by Walter De La Mare**

Slowly, silently, now the moon  
Walks the night in her silver shoon;  
This way, and that, she peers, and sees  
Silver fruit upon silver trees;  
One by one the casements catch  
Her beams beneath the silvery thatch;  
Couched in his kennel, like a log,  
With paws of silver sleeps the dog;  
From their shadowy cote the white breasts peep  
Of doves in a silver-feathered sleep;  
A harvest mouse goes scampering by,  
With silver claws and a silver eye;  
And moveless fish in the water gleam,  
By silver reeds in a silver stream



	<p><b>Tongue twister ( These are not easy !)</b></p> <ul style="list-style-type: none"> <li>- How much wood would a woodchuck chuck</li> <li>- Red leather, yellow leather.</li> <li>- Six slippery snails slid slowly seaward</li> </ul>		
Gaeilge	<p><b><u>Activities for the week</u></b></p> <ol style="list-style-type: none"> <li>1. Recite the verbs every day and learn.</li> <li>2. Dictation video for spellings. Write the sentences I call out into your copy.</li> <li>3. Vocabulary: Learn vocab (2 per day this week)</li> <li>4. Reading. If you have Abair Liom feel free to read the story : Clann Lir p.130. . I have a simplified version with translation below and it would be fantastic if you could read a small bit every day.</li> </ol> <p><b>Verbs</b></p> <p>It is important that 5th class know their irregular verbs. I am including two irregular verbs per week. <b><u>Aimsir Chaite is the past tense and Aimsir Láithreach is the present tense.</u></b></p> <p><b>Well done lads on sticking with these. I know they're boring etc but they are like the tables of Irish and you do need to know them.</b></p>	<p>If you have access to the internet then the book 'Abair liom G' is online on the Folens website.</p> <p>See how to access it here:</p> <p><a href="#">Parents &amp; Teachers – get access to all our digital teaching materials</a></p> <p>There you will find the book and also some interactive activities.</p> <p><b>Our current theme is Caitheamh Aimsire: Hobbies and pastimes.</b></p>	

Tar		
came	come	will come
Tháinig mé	Tagaim	Tiocfaidh mé
Tháinig sé	Tagann sé	Tiocfaidh sé
Tháingamar	Tagaimid	Tiocfaimid
An tháinig?	An dtagann?	An dtiocfaidh?
Níor tháinig.	Ní thagann.	Ní thiocfaidh.
Téigh		
went	go	will go
Chuaigh mé	Téim	Rachaidh mé
Chuaigh sé	Téann sé	Rachaidh sé
Chuamar	Téimid	Rachaimid
An ndeachaigh?	An dtéann?	An rachaidh?
Ní dheachaigh.	Ní théann.	Ní rachaidh.

<https://drive.google.com/file/d/14lo01iQA7qYD2RxEb7mylG1dJFxaIXOh/view> **Listen!**

### Spellings:

**Listen** to the video for these. I will put the sentences at the end of the document like last week. ↓

<https://drive.google.com/file/d/1NVp1KapsRGKO9NKHqzjzQWlsk4BB9i-1/view>

Vocabulary P.155 Abair Liom if you have it

Let's work on some questions about yourself. Get someone to ask you the questions and then swap around. Great revision for 6th class.

Look back over last week's questions first and test yourself

	<p>1- Cad is ainm duit? _____ is ainm dom.</p> <p>2- Cén aois thú?= what age are you. Táim deich mbliana d'aois (10) Táim aon bhliain déag d'aois (11)</p> <p>3- Cé mhéad daoine atá i do theaghlach? = How many people are in your family? Tá cúigear i mo theaghlach beirt= 2 people, triuir= 3 people, ceathrar= 4 people cúigear= 5 people, seisear= 6 people.</p> <p>4- Cén sórt duine thú? What sort of a person are you? Some adjectives for this answer are : cairdiúl/friendly cinéalta/kind greannmhar/funny cliste/clever Is duine cliste mise.</p> <p>5- Cá bhfuil tú i do chónaí?= where are you living. Táim i mo chónaí i gCaiseal.</p> <p>6- An bhfuil dreifiúracha nó dearthair agat?= Have you brothers or sisters. Tá dreifiúir/dreathair amháin agam= I have one sister/brother. Tá beirt/triúir/ceathrar dreifiúir agam= I have 2/3/4 brothers and sisters.</p> <p>7- Is paiste aonair mise= I'm an only child</p> <p>8- Cá rugadh tú?= Where were you born? Rugadh mé sa Phólainn= I was born in Polan. Rugadh mé in Éireann= I was born in Ireland.</p>		
--	--	--	--

### **Reading**

This is on p130 of your book if you have it. **Have a listen to me reading it. 2nd installment here following on from last week.**

<https://drive.google.com/file/d/1mGkcVPZPT-FTew0ey770FofLu01sq46P/view>

Deir sí ‘ Beidh oraibh trí chéad bliain a chaitheamh anseo, trí chéad bliain eile ar Sruth na Maoile agus trí chéad bliain eile ar an bhfarraige mór’

*She said ‘You will have to spend 300 years here, 300 years on sruth na Maoile and 300 years out in the ocean.*

Bhí fearg ar Lear nuair a chuala sé cad a bhí déanta ag Aoife. *Lear was angry when he heard what Aoife had done.*


Chuir sé an ruaig uirthi. *He banished her.*


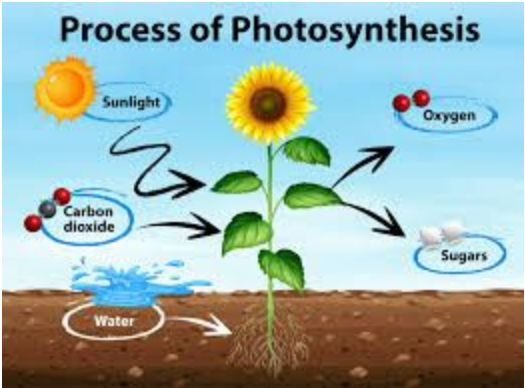
Thug Lear cuairt ar na páistí gach lá go dtí go bhfuair sé bás. *Lir visited the children every day until he died.*

Mar a dúirt Aoife chaith na paistí trí chéad bhliain ar Loch Dairbhreach, ansin trí chéad bhlian ar Shruth na Maoile agus ansin trí chéad bliain eile ar an bhfarraige mhór.

*As Aoife had said they spent 300 years in Loch Dairbheach, 300 years in Sruth na Maoile and 300 years in the ocean.*

Tar éis an naoi gcéad bliain d’iompaign na paistí ar ais ina ndaoine.

	<p><i>After the 900 years the children changed back into people.</i></p> <p><b>Bhí Conn, Fionnula, Aodh agus Fiachra an-lag agus an-sean faoin am seo.</b></p> <p><i>Con, Fionnula, Aodh and Fiachra were very weak and very old at this stage.</i></p> <p><b>Tamall beag ina dhiaidh sin fuair clann Lir bas le chéile.</b></p> <p><i>A little while later the children of Lir died together.</i></p>		
Music & Art	<p>Hope you enjoyed the kitchen roll art boys. Here are two nice but different images of the children of Lir. Create your own picture to represent your take on the story.</p> 	<p>We use <b>Dabbledoo Music</b> for our music lessons in school. They have created a free parent subscription with some very cool musical content &amp; weekly updates to your email <a href="https://bit.ly/2xnRZPM">https://bit.ly/2xnRZPM</a> (Copy and paste this short link into your web browser address bar. Click on enrol &amp; follow instructions)</p>	<p>Online</p> <p>Offline</p>
PE and	<a href="https://www.scoilnet.ie/pdst/primarygymrolling/">https://www.scoilnet.ie/pdst/primarygymrolling/</a>		Offline

Wellbeing	<p>Boys if you follow this link it will take you to the rolls that we did in our gymnastics lessons. You can look at the cards or scroll down the page until you see the videos. Find a mat or somewhere soft at home and see how many you can remember.</p>		Online
SESE Science	<p><b>Revision of Photosynthesis.</b>  <b>What is it ?</b>          Photosynthesis is the process in which green plants use sunlight to make their own food. Green plants use this light energy to change water and carbon dioxide into oxygen and nutrients called sugars</p>  <p>Experiment; How do leaves breathe</p>		

Step 1 : Find a glass bowl.  
Step 2: Half fill it with water.  
Step 3: Put a leaf in. Note: Not a leaf off the ground. You need a living leaf (freshly picked off a tree)  
Step 4: Place a small rock on the leaf so it is fully submerged under the water.  
Step 5: leave for several hours.



### Result



Note the bubbles on the leaf. The leaf is releasing its extra

### Activity

1- Write out this experiment under the following headings

- Title
- Steps
- Results

### Activity

2- Draw some diagrams to go with your experiment.

	<p>oxygen as per the process of photosynthesis.</p> <p>And since oxygen is lighter than water, the bubbles will eventually rise to the surface.</p> <p><a href="https://www.kcedventures.com/images/plantbubbles.jpgCBZq-eSgFmOwE">https://www.kcedventures.com/images/plantbubbles.jpgCBZq-eSgFmOwE</a></p> <p>This is the link to the website if anyone wants to examine it further</p>		
--	---	--	--

### **OTHER SUGGESTED ACTIVITIES FOR THE WEEK**

<b><u>ACTIVITY</u></b>	<b>Content</b>	<b>Websites/other instructions</b>	<b>Online / Offline (please state)</b>
<b>Ted Talk</b>	A twelve year old app developer (future career)	<a href="#">A 12-year-old app developer   Thomas Suarez</a>	Online
<b>Ted Talk</b>	The history of Vampires	<a href="#">Vampires: Folklore, fantasy and fact - Michael Molina</a>	Online
<b>Writing</b>	Continue to keep a journal of your time at home.		Offline



### **Irish dictation sentences**

- 1- Bhí fearg ar an bpríomhoide.
- 2- Rinne mé pictiúir le peann dearg.
- 3- Léim an chat isteach sa ghairdín.
- 4- Tá tuirse uirthi mar bhí sí ag rith.
- 5- Bhí réalta sa spéir.
- 6- Tá bláthanna ag fás sa ghairdín.