

St John the Baptist BNS Cashel

Work package for Mrs Bane's First Class Room 4

Week beginning Monday 18th May 2020

Hello everyone,

We hope you are all well and safe. We hope you had a good week and got to go outside to enjoy the fresh air and sunshine.

Thank you so much for your photos of your work. We really enjoyed seeing the photos of your lava lamp experiments. It looks like you had great fun completing your experiment. As always boys you are doing fantastic work at home and we are all very proud of you. Please try your best again this week and we have no doubt you will do great work.

Here's your plan for the week ahead.

I have also included a voice recording to explain your work. Please click on the link below to access the voice recording of this week's work.

[Voice Recording of Work Package Week beginning 18th May.webm](#)

Remember to continue to do your best and continue to communicate with me via my school email address

kathleenbane@cashelbns.ie.


Mrs Perdue's email is here as well if you'd like to get in touch with her during the week sharonperdue@cashelbns.ie.

You can send me photos of your work, send photos of you completing some of the tasks that I've set or ask me a question or query about the assigned work package. If you don't want any pictures put on the website, then you can just state this in the email. But, please, do get in touch with me.

Slán for now, Mrs Bane and Mrs Perdue

CURRICULUM ACTIVITIES FOR THE WEEK

Subject/Area	Content	Websites/other instructions	Online/ Offline (please state)
<u>Numeracy</u>	<p>Master your Maths</p> <p>Tables: Revise plus 10, plus 11, plus 12 tables this week</p> <p>Some lovely online activities to reinforce addition and subtraction concepts</p> <p>Revise counting in 2s,5s and 10s</p> <p>This week please continue to learn to count in 3s, please watch the video to help you learn</p>	<p>WK 30 Pg 64,65</p> <p>WK 27 Friday Test Pg 92</p> <p>Challenge yourself and see how many tables you can answer correctly in 1 minute</p> <p>Use a stopwatch to motivate e.g. https://stopwatch.net/timer.html</p> <p>Addition and Subtraction Games</p> <p>Try Workout and Count for active counting in 2s, 5s and 10s - Workout & Count Skip Count by 2's, 5's and 10's Count Backwards Jack Hartmann</p> <p>The Counting by Threes Song Counting Songs Scratch Garden</p>	<p>Offline</p> <p>Offline</p> <p>Offline</p> <p>Online</p> <p>Online</p> <p>Online</p> <p>Online</p>

	<p><u>Capacity - This week, we are going to develop the concept of <u>more and less liquid</u></u></p> <ol style="list-style-type: none"> 1. Which container is empty? 2. Which container is nearly empty? 3. Which container is full? 4. Which container is nearly full? 5. Which container holds more liquid? 6. Which container holds less liquid? 	<p>This week boys you are looking for containers that hold liquid.</p> <p>Liquid is measured in millilitres and litres.</p> <p>1000ml = 1 litre (1 litre of milk)</p> <p><u>Fun in the sink with water</u></p> <p>Take some empty containers from your recycling and fill some with different amounts of water and decide which are empty, nearly empty, full and nearly full.</p> <p><u>Find containers that hold liquid</u></p> <p>Next go to the kitchen and take two containers of liquid at a time and decide which holds more and which holds less and record your answers.</p> <p>(Estimation work)</p> <p>If it is possible then and if it is ok with your parents use a measuring jug to measure the liquids in each container and see if your estimations were correct.</p>	<p>Offline</p>
--	--	--	----------------

	Just Phonics book Writing Activity	Complete Pg 77-81 (One page per day) This week I would like you to write a letter to a family relation or a friend, telling them how you are, what you have been doing at home, some things you have learnt, the positive things about lockdown and the negative things and asking them how they are and ask them to write back to you (letter template attached below)	Offline Offline
--	---	---	------------------------

<p><u>Gaeilge</u></p>	<p><u>Abair Liom</u></p> <p>I hope you were able to register with Folens last week, I have left the instructions here for this week if you did not get a chance to register last week.</p> <p>If you have any problems at all getting registered, please feel free to contact me directly by email.</p> <p><u>This week I would like you to revise Lesson 2 - An Zú</u></p> <p>An bhfeiceann tú an sioráf/moncaí/eilifint/béar bán/rón/piongain/cangarú? (Can you see the giraffe/monkey/elephant/white bear/seal/penguin/kangaroo?)</p> <p>Feicim/Ní fheicim an sioráf/moncaí/eilifint/béar bán/rón/piongain/cangarú. I can see/I cannot see the giraffe/monkey/elephant/white bear/seal/penguin/kangaroo.</p> <p>An maith leat an sioráf/moncaí/eilifint/béar bán/rón/piongain/cangarú? Do you like the giraffe/monkey/elephant/white bear/seal/penguin/kangaroo?</p> <p>Is maith liom/Ní maith liom an sioráf/moncaí/eilifint/béar bán/rón/piongain/cangarú? I like/I do not like the giraffe/monkey/elephant/white bear/seal/penguin/kangaroo.</p> <p><u>Yoga through Gaeilge</u> - practise your yoga while learning your Gaeilge (repeat each sentence as you get into position) New position to learn this week and revise previous positions</p>	<p><u>Registering with FolensOnline</u></p> <p>In order to login to FolensOnline you need to register. To do this:</p> <ol style="list-style-type: none"> 1. Go to www.folensonline.ie and click 'Register' 2. Select 'Teacher' 3. Fill in your name, email and password of your choice 4. For 'Roll Number', use the code Prim20 5. Click 'Register'. Parent accounts are automatically registered and do not need activation email 6. You may now log in with your email address and password 7. You will see your name and add your title, then Click on teacher and then click 1st class 8. You will then see all of the First Class books available 9. You may select Abair Liom C and click resources 10. The boys will then be familiar with all of the activities <p>They can revise all activities in the Póstaer and Cómhra and play the cluiche Pléasc an Balún</p> <p>Twigin Yoga – Episode 1 An Crann</p> <p>Twigin Yoga – Episode 2 An Cat agus an Bó</p> <p>Twigin Yoga – Episode 3 An Tíogar</p> <p>Twigin Yoga – Episode 4 an Féileacán</p>	<p>Online</p> <p>Online</p>
------------------------------	---	--	-----------------------------

Music

I hope you are enjoying Dabbledoo Music, continue to choose lessons that appeal to you and your family.

Art

ROV - Remotely Operated Vehicle

An ROV is a Remotely Operated Vehicle, a tool used to explore our oceans. It is controlled by an ROV operator on-board the ship and sends live video of what it is seeing back to the control room. This type of equipment was used to explore the Titanic wreckage.

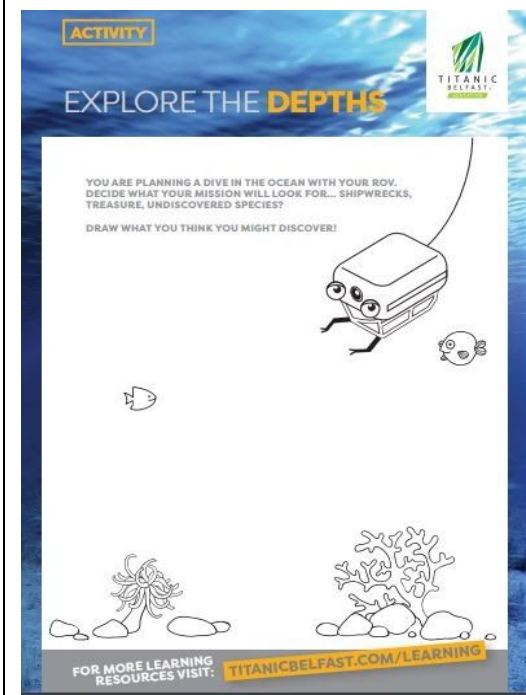
This week you are going to explore the depths of the ocean and draw and colour what you found with your ROV.

Perhaps you found treasure, a shipwreck or some undiscovered species. Let your imagination go wild! (A larger copy of your art sheet is available below ↓)



shutterstock.com • 1260577537

<https://bit.ly/2xnRZPM> (Copy and paste this short link into your web browser address bar. Click on enrol & follow instructions)



Online

Offline

KIDS STORY WRITING & ART
TITANIC COMPETITION
Entry date deadline Friday May 29th

Competition 1:

Calling all art enthusiasts.... We would love to see your pictures of Titanic. Be as creative as you wish and send us in your picture of Titanic at sea, striking the iceberg, leaving port or wherever your imagination takes you.

Competition 2:

Writing Competition.... We invite you to submit a fictional short story of your journey aboard Titanic. Perhaps you are a child in 1912 and your family have decided to emigrate to America from Ireland. You arrive in Queenstown Co. Cork to find yourself boarding the finest ship that ever sailed or perhaps you are the son/daughter of a wealthy family returning to New York after a European vacation..... What happens next is up to you!

An ROV is a Remotely Operated Vehicle, a tool used to explore our oceans.

It is controlled by an ROV operator on-board the ship and sends live video of what it is seeing back to the control room.

This type of equipment was used to explore the Titanic wreckage. The first link will bring you to an information page about ROVs, there is also a game that you can play with your family and a ROV art sheet which is part of your art activities this week.

The second link will show you a video taken by a ROV of the titanic and shows you what the titanic looks like now at the bottom of the Atlantic Ocean.

Write some facts about what you learned about a ROV in your writing copy



shutterstock.com • 1260577537

OTHER SUGGESTED ACTIVITIES FOR THE WEEK


ACTIVITY	Content	Websites /other instructions	Online/ Offline (please state)
Activity1	<p>Lots of people are having their birthdays during this lockdown period. John, Gabriels, Aleks, Cillian and Alexandar have had birthdays while we have been out of school. I hope you all had a nice time celebrating your birthday. Please make a card and send it to someone this week, it could be a friend/granny, cousin or anyone that you know.</p> <div data-bbox="499 833 829 1357"> </div> <div data-bbox="877 833 1207 1357"> </div> <div data-bbox="1255 833 1606 1357"> </div>		Offline

Activity 2

Player Profile

<p>Name: _____</p> <p>Age: _____</p> <p>Sport: _____</p> <p>Position: _____</p> <p>County: _____</p> <p>Club: _____</p>	<div style="border: 1px solid black; height: 100px; width: 100%;"></div>
---	--

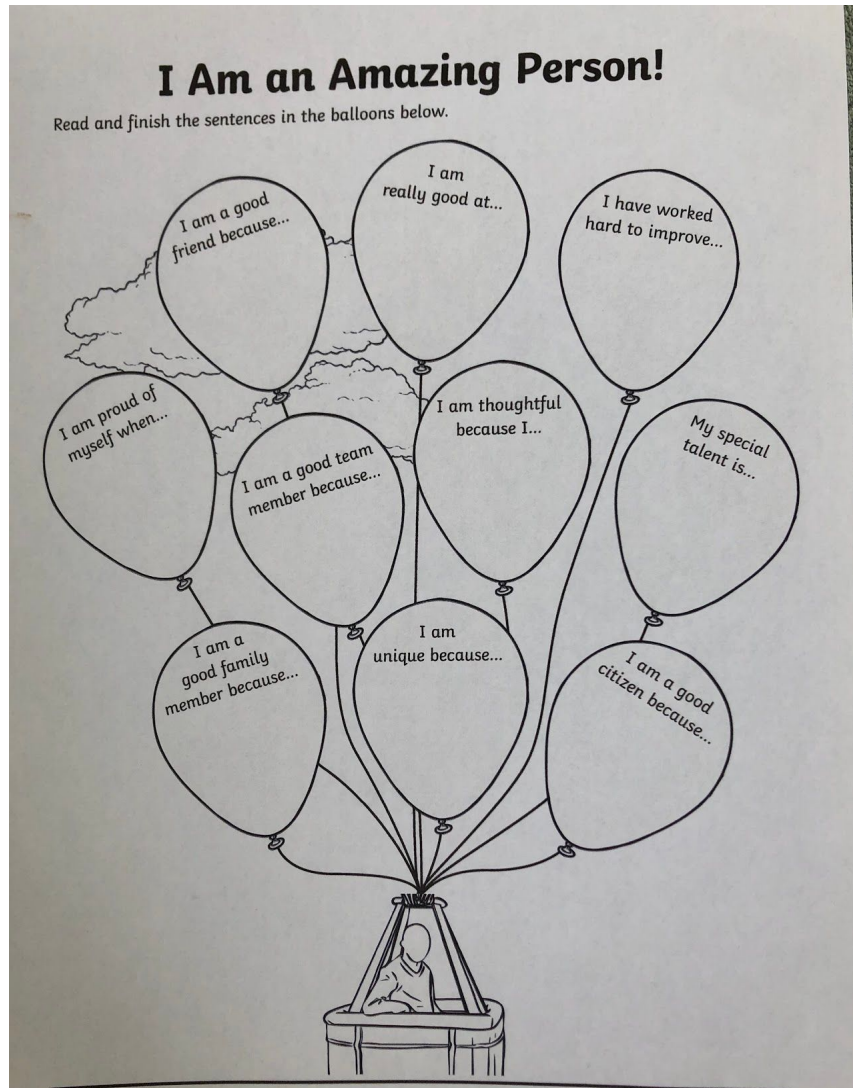
I like _____ because _____

twinkl.co.uk

Complete this player profile into your copy, any sport you like.

Offline

Activity 3



Mrs Bane and I know that you are all amazing boys! Please complete this exercise into your school copy.

	SPELLINGS Read the spelling, say it and spell out loud	LOOK Write the spelling while looking at the spelling	COVER Cover the spelling with your hand and write	WRITE Write the spelling again while still covered	CHECK ✓ or X if correct
M	then				
M	think				
M	walk				
M	were				
T	when				
T	always				
T	around				
T	because				

W	been				
W	before				
W	best				
W	both				
T	buy				
T	call				
T	cold				
T	does				

Indoor Scavenger Hunt

COLLECT ALL OF THE FOLLOWING ITEMS
IN A BAG OR BASKET. CHECK THE BOXES
AS YOU FIND EACH ONE.

- ☐ A TOY WITH WHEELS
- ☐ A BOOK WITH THE FIRST LETTER OF
YOUR NAME IN THE TITLE
- ☐ A PAIR OF MATCHING SOCKS
- ☐ 4 THINGS THAT ARE GREEN
- ☐ SOMETHING VERY SOFT
- ☐ A TOY SMALLER THAN YOUR HAND
- ☐ SOMETHING ROUND
- ☐ A BOOK WITH NUMBERS IN IT
- ☐ 5 LEGOS THAT ARE ALL DIFFERENT
- ☐ A PHOTO OF SOMEONE YOU LOVE
- ☐ AN ITEM YOU CAN SEE YOURSELF IN
- ☐ AN ITEM THAT MAKES YOU FEEL COZY
- ☐ A TOY THAT HAS 3 DIFFERENT COLORS
- ☐ A MOVIE THAT HAS "S" IN THE TITLE
- ☐ YOUR SNUGGLIEST STUFFED ANIMAL

Ready for snack? Make sure everything
gets put back where it belongs!

Outdoor Scavenger Hunt


COLLECT ALL OF THE FOLLOWING ITEMS
IN A BAG OR BASKET. CHECK THE BOXES
AS YOU FIND EACH ONE.

- ☐ 5 LEAVES THAT LOOK DIFFERENT
- ☐ A STICK THAT IS LONGER THAN YOUR
HAND
- ☐ A ROCK WITH SPOTS ON IT
- ☐ A FLOWER
- ☐ A FLAT ROCK
- ☐ 10 BLADES OF GRASS
- ☐ SOMETHING YOU LOVE TO PLAY WITH
- ☐ A PIECE OF TRASH YOU CAN RECYCLE
- ☐ SOMETHING THAT IS BROWN
- ☐ SOMETHING THAT IS HEAVY
- ☐ SOMETHING THAT IS VERY LIGHT
- ☐ SOMETHING THAT NEEDS SUN TO LIVE
- ☐ AN ITEM SMALLER THAN YOUR THUMB
- ☐ SOMETHING THAT STARTS WITH "M"
- ☐ SOMETHING THAT SMELLS GOOD

Ready for snack? Make sure everything
gets put back where it belongs!

**YOU ARE PLANNING A DIVE IN THE OCEAN WITH YOUR ROV.
DECIDE WHAT YOUR MISSION WILL LOOK FOR... SHIPWRECKS,
TREASURE, UNDISCOVERED SPECIES?**

DRAW WHAT YOU THINK YOU MIGHT DISCOVER!



Example Template

Date

Greeting

Body

Closing

Signature